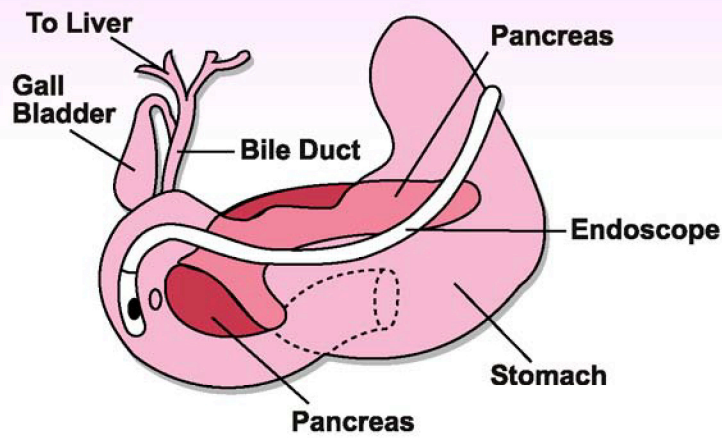


# Liver Biopsy

A Guide For Patients/Families



**This brochure provides information about liver biopsy.  
It is designed to respond to the questions most  
frequently asked by patients and parents.**



آغا خان یونیورسٹی ہسپتال، کراچی

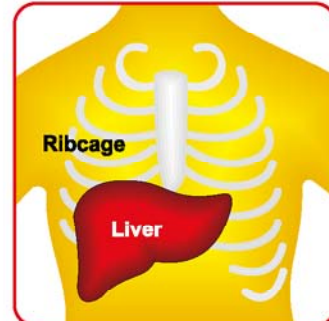
The Aga Khan University Hospital, Karachi.

P.O. Box 3500, Stadium Road, Karachi-74800, Pakistan,

Website: [www.aku.edu](http://www.aku.edu)

## What Is Liver Biopsy?

Liver biopsy is the removal of a small amount of liver tissue through a small needle. It is a test to examine why your liver is not working well.

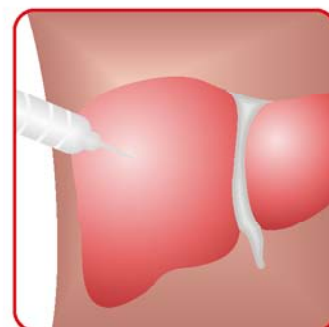


## How do I Prepare For The Test?

- You may be admitted to the hospital or, in many cases, you will be a day-care patient. It will only be done with your written permission and consent.
- You will not be allowed to eat or drink for six hours before and after the biopsy.
- Leave all jewellery at home.
- Arrange for someone to drive you home after the procedure.
- Do not wear contact lenses, dentures and other prosthesis.
- Bring all your X-rays and reports with you.

## How and Where is The Biopsy Done?

- You will be kept in a day-care unit and will then be shifted to the Radiology Department for the test.
- You will be asked to lie on your right side.
- The doctor selects the best area by feeling between your ribs on the right side. He will clean the skin. It will feel cold. You will be given a local anaesthetic to numb the skin.
- You may also be given a sleeping and pain-relieving injection.
- Your doctor will pass a needle through the skin of your abdomen into your liver for a second and will take out a small piece of liver tissue.



- The doctor will ask you to take a deep breath during the biopsy and hold your breath for a brief period.
- The total time for the procedure is about 15 minutes.
- The liver tissue is examined afterwards under a microscope in the laboratory.

### **Are There Any Other Ways Of Taking The Biopsy?**

- **Ultrasound-Guided Liver Biopsy:**  
This is carried out in the Radiology Department. The biopsy needle is guided through the abdomen or chest using ultrasound or Computed Tomography (CT).
- Your doctor will give you an Accommodation Request Form and a Radiology Request form and you will take an appointment for an X-ray.




### **On the Day of Admission**

- Register at the Endoscopy Suite (D2) or Radiology Department (as per your doctor's advice).
- If you have registered at Endoscopy Suite, the staff will do your assessment and take you to the Radiology Department for the procedure.

### **What Happens After The Test?**

- A pressure bandage is placed at the site where the biopsy was taken.
- If you had registered at Endoscopy Suite, you will return to the Endoscopy Suite where you will be kept under observation.



- 
- If you have registered at the Radiology Department, you will be asked to stay there for some time after the test.
  - You have to lie on your right side for two hours to reduce the chances of bleeding.
  - The nurse will check your pulse, respiration, blood pressure and the biopsy site frequently for few hours after the procedure.
  - If there are no problems, such as bleeding, you will be discharged.
  - Most patients do not have any pain after the test others may feel pain for a short time at the biopsy site. The pain may spread to the right shoulder. Simple pain-killer tablets will be sufficient.

### **When Will I Get The Results?**

You will be given an appointment with the doctor after a week to discuss the report. If you cannot keep your appointment, please call the Endoscopy Suite to reschedule it.

### **For further information, please call:**

Endoscopy Suite  
(Monday to Friday  
8:00 AM – 5:00 PM)  
Aga Khan University Hospital  
Karachi.  
Phone : 4930051, Ext : 1422-23

Emergency Room  
(Monday to Friday  
after 5:00 PM and weekends)  
Aga Khan University Hospital  
Karachi.  
Phone : 4930051, Ext : 1090-91